

Electric Powerhead

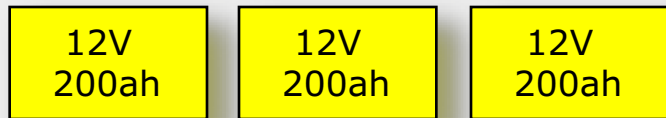
for Yamaha 6, 8 and 9.9hp Outboards

Typical Configurations: Electric and Hybrid (simplified)



Electric

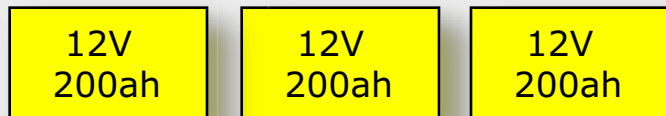
-Outboard operates directly from battery bank.
For increased run time in larger boats, add a 2nd battery bank.




Continuous run time at 50% power = 2 hours*

Hybrid

- Outboard operates directly from battery bank. Diesel APU keeps battery bank charged.



Solar panels in series, wind generators and/or towed generators may be used to extend range in both systems.



*Run times are subject to battery capacity and motor usage.